
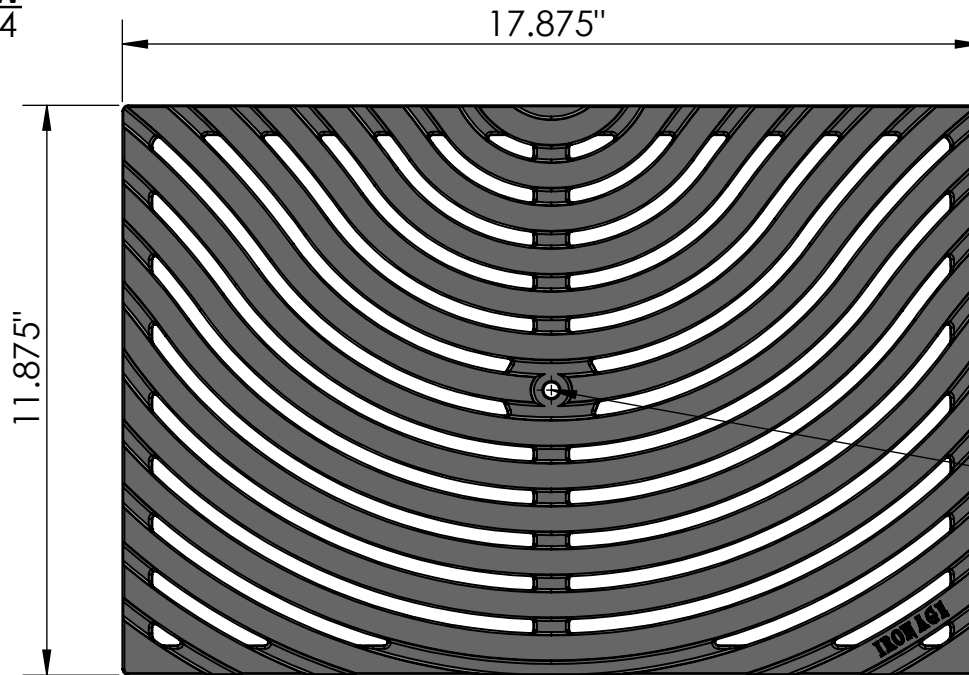


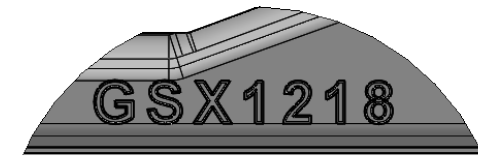
3 ARRAY
scale 1:9



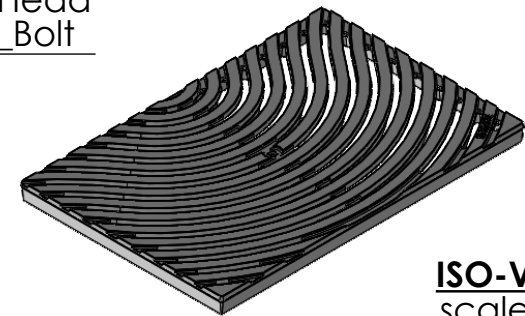
TOP VIEW
scale 1:4



CASTING ID
scale 1:1

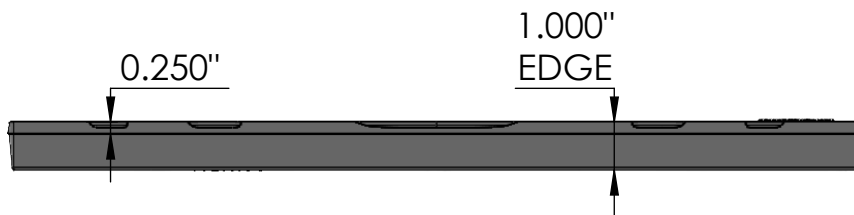


1/4"-20
Pan Head
STD_Bolt



ISO-VIEW
scale 1:8

SIDE VIEW
scale 1:4



NOTES:

1. ADA Compliant: No thru openings greater than 1/2".
2. Ships in pieces: 1
3. Due to casting inconsistencies, all dimensions are nominal.

Made in USA ©2015 Iron Age Designs

Ground Swell 12"x 18" Trench Grate



Material: Ductile Iron 65-45-12	Weight: 25.00 lbs.	Free Drain Area: 53.52 in/sq.	25.21 %	By: MS	Checked: MS	Date: 5/20/24
Finish: Raw	Edge: 1.000"	Flow Rate: 70.12 GPM	0.156 CuFt./sec.	© Registration: VA 1-990-516		Scale: NTS
Fits: Iron Age Custom Frames SOLD SEPARATELY	Product ID: GSX12-18199	Drawing Name: 02_SWL_I_12x18_TrenchGrate_Iron				